


**U.S. ARMY CORPS OF ENGINEERS**

**BUILDING STRONG**



# **W. Kerr Scott Dam and Reservoir Junior Ranger Book**

# Yadkin Pee-Dee River Watershed

The Yadkin River begins in the northwestern part of North Carolina near Blowing Rock, NC. The river flows east and south towards the Atlantic Ocean for a total of 433 miles! Four tragic floods occurred in the area of Wilkesboro, NC before W. Kerr Scott Dam was built to control the Yadkin River. The Yadkin flows downstream of W. Kerr Scott Dam and continues into South Carolina. The river then turns into the Pee-Dee River. There it continues to flow until it reaches the Atlantic Ocean.

There are many activities people do in and around the river for fun. Unscramble the words in the word box and place them in the puzzle to show a list of activities you can do on a river.

K \_ \_ \_ Y \_ \_ \_ \_ \_

\_ \_ \_ L \_ \_ \_ A \_ \_ \_ \_ \_ N \_ \_ \_

B \_ \_ \_ R D \_ \_ \_ \_ \_ \_ \_ \_

\_ \_ \_ \_ \_ K \_ \_ \_ \_ \_ G \_ \_ \_

\_ \_ \_ I S \_ \_ \_ \_ \_ N \_ \_ \_

\_ \_ \_ \_ \_ C N \_ \_ \_ C \_ \_ \_

HGISNFI \_ \_ \_ \_ \_ \_ \_ \_ \_ \_ \_ \_ \_ \_

KKAAY \_ \_ \_ \_ \_ \_ \_ \_ \_ \_

DNIRGBI \_ \_ \_ \_ \_ \_ \_ \_ \_ \_ \_ \_

NCPICI \_ \_ \_ \_ \_ \_ \_ \_ \_ \_ \_ \_

KINHGI \_ \_ \_ \_ \_ \_ \_ \_ \_ \_ \_ \_

TONGALIF \_ \_ \_ \_ \_ \_ \_ \_ \_ \_ \_ \_



# W. Kerr Scott Word Search

U A N N E M C O R A V B D R P P L O Z J  
L T Z H C T L Q X U Z K M U T T O Q J A  
P A E P S P F I K D X O E Z U E M F D C  
S X R U T E W T M E T L S H D K M O A Q  
P D C N Q X K S S G E S Y A M C S G D N  
R P P G L B C A K O Z R E G F A N K E G  
O I G N I H S I F Q O A C A P J D R M F  
C V E S A Y V J L J A R V R T E J V W I  
Y U K S L A S A A W N Y S L O F F L J I  
M W Y Z I D R N D H D K X T D I F M W G  
R T K N Z K Q W H O B O M H I L R Z R T  
A M K D O I S Z A R U G O U C D V R X I  
C U D D X N L T E K M K P L R B N F A W  
L K W L Z W O S Y E M E O F F H P A V W  
E G B C U M E B M X N W F W M F V H B G  
K T Z X O R O B S E K L I W I A D E W Y  
Y J V H V D K F R W V D E Y V M X X R R  
I T H O K K N B T U Z W T S A A W Z R D  
L X I M P R Y K P J G N I P M A C D Q L  
L R S K Y G N I T A O B M R P Z E Y B C



*Wilkesboro*

*Army Corps*

*Reservoir*

*Warrior Creek*

*Yadkin*

*Fishing*



*Life Jacket*

*Bandits Roost*

*Dam*



*Flood*

*Camping*

*Boating*

W. Kerr Scott Dam and Reservoir boasts over 40 miles of hiking and biking trails. There are three main trail networks: Dark Mountain, Overmountain Victory Trail (OVT) and Warrior Creek. Dark Mountain Trail has multiple loops for bikers to enjoy. Along the way are rock gardens, bridges, berms, and beautiful lake views. Help each of these bikers stay on the correct trail and find their destination.

The maze features three distinct paths, each marked with a specific icon and leading to a unique destination:

- Warrior Creek Rider:** Starts at the bottom left with a biker icon. The path is marked with a dam icon and leads to a destination labeled "END Warrior Creek" with a cabin icon.
- Dark Mountain Rider:** Starts at the top right with a biker icon. The path is marked with a lake view icon and leads to a destination labeled "END Dark Mountain" with a playground icon.
- OVT Rider:** Starts at the top left with a biker icon. The path is marked with a dam icon and leads to a destination labeled "END OVT" with a cabin icon.

Other landmarks within the maze include a second lake view icon, a second dam icon, and a pile of rocks.

# Junior Ranger Bingo

Junior Rangers are always observing the world around them. Some of the animals, plants, and other objects are things you may see while you're outside. Some are hard to find so keep your eyes open. Connect any of the four pictures in a straight line, or diagonally to get bingo. Note: Remember never to approach wildlife.



Cardinal



Litter



Bird House



Deer



Ants



Pine Cones



Rocks



Ferns



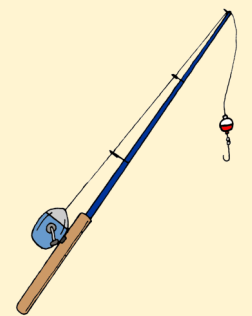
Leaves



Lake



Mushrooms



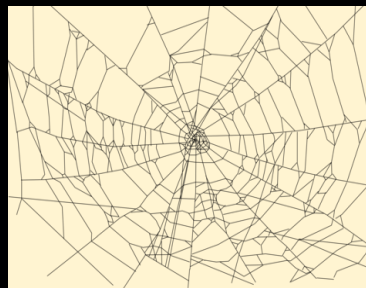
Fishing Pole



Butterfly



Fallen Log



Spider Web



Trout

# Who Am I?

W. Kerr Scott has all kinds of wildlife that you can see. Here are some animals you may see when you visit. On the left is a description of them. Draw a line from the clue to the correct animal on the right side.

1. I'm active at dawn and dusk. I spook easy and try to avoid human contact. I grow antlers in the early spring and they eventually fall off.
2. The lake life is the life for me. I'm active at dawn and dusk. I prefer cool, deep, clear waters. Fishermen think I'm really tasty.
3. I slither on the ground to get around. I don't have ears. I sense if someone or something is near by feeling the vibrations on the ground.
4. I am a natural engineer. I use my teeth to cut down wood. Humans think I am a pest because I cut down trees, but I am just trying to build my home!
5. I am the national bird. My excellent eye sight lets me see prey from high above. I catch my food using really sharp talons.



Beaver




Bald Eagle



Black Rat Snake




White-tailed Deer



Black Crappie

# A Natural Artist

Natural settings can be very scenic and beautiful. Artists are often inspired to paint the outdoors. The brilliant colors of the trees and flowers, along with the scampering of the animals makes for the perfect story to be painted on canvas. Go outside and use the outdoors as your inspiration to draw on the box below. Be as creative as you can be!



The Army Corps of Engineers protects the waterways of the United States of America. It's no wonder the symbol of the Army Corps is The Castle! You can find The Castle at any Army Corps of Engineers site. You can also see Army Corps rangers and volunteers wearing them proudly on their uniforms. For this activity, connect the lines to show The Castle and the Army Corps of Engineers slogan.



Building Strong



# Congratulations!

You have completed the W. Kerr Scott Dam and Reservoir Junior Ranger Booklet. If you completed this booklet online, you can mail your booklet to:

W. Kerr Scott Dam Education  
499 Reservoir Road  
Wilkesboro, NC 28697

We will mail your junior ranger badge and certificate to you. All you need to include is the following:

Name: \_\_\_\_\_

Street Address: \_\_\_\_\_

City: \_\_\_\_\_

State: \_\_\_\_\_

Zip Code: \_\_\_\_\_

You can also bring the completed book to the Visitor Assistance Center where a ranger will give you your junior ranger badge in person!